



# TDA6

## Applying to Sixth Form

 2016 + UCAS progress

# The Sixth Form Team



**Mr Ben  
Treverton**

Head of Sixth  
Form



**Mr Neil  
Lawrence**

Sixth Form  
UCAS and  
Progress  
Manager



**Miss Tracey  
Elliott**

Sixth form  
attendance  
and data  
administrator



**Mrs Joanna  
Throne**

Study Support  
Officer

2016

**WHAT'S NEW?**

# New...

“Pathways” curriculum

One-year sixth form option

Points-based entry criteria

Subjects on offer

Blocking structure

Application system



**ALL CHANGE!**

# New “pathways”

**Elective:** For those likely to get mainly As and Bs; they will be able to choose any subject in each block.

**Guided:** For students who get mainly Cs and Bs; a reduced number of more applied courses.

**2020:** For those who, traditionally, wouldn't have got in to sixth form and want a chance to put things right.

# New one-year sixth form option

## The 2020 pathway

You will study maths and English GCSE re-sit a BTEC in Work Skills and then select two from the following:

- Business
- Health and Social Care
- Public Services
- Applied Science
- Construction

If you complete the year successfully you will leave with the equivalent of 5 GCSEs at C or better.

You will then either be able to apply for apprenticeships OR apply to join the “Guided” pathway and complete Level 3 study here at TDA6 – ***provided you attain distinctions in your BTECs.***

# New points-based entry criteria

Based on “*best eight*” full GCSE-equivalent results.

BTECs can count for a *maximum* of two out of the eight subjects.

Points awarded as below:

## GCSE

A*	A	B	C	D	E	F	G
8	7	6	5	4	3	2	1

## BTEC

D*	D	M	P
8	7	6	5

# New points-based entry criteria

**Elective: 43pts+**  
(including English AND  
maths)

**Guided: 37-43pts**  
(including English OR  
maths)

**2020: 18pts** this  
will be based upon  
“*best five*” rather than  
best eight.

Students will still need  
to attain one D and  
one E *minimum* in  
English language  
/maths AND you must  
show progress during  
Yr. 11.

# New blocking structure

BLOCK	A	B	C	D
<b>GUIDED PATHWAY</b> 37-43pts mostly C grades at GCSE  Choose one subject from <i>each</i> block A - D.  You <i>must</i> select from the shaded subjects.	<b>Applied Science</b> BTEC (single)	<b>Business</b> BTEC (double)*	<b>Applied Science</b> BTEC (double)*	GCSE English re-sit <sup>B</sup>
	<b>Art BTEC (single)</b> incorporating Textiles, Art, Photography	<b>Drama</b>	<b>Business</b> BTEC (single)	GCSE Maths re-sit <sup>B</sup>
	<b>Business</b> BTEC (single)	<b>Health &amp; Social Care</b> Applied A-level (single)	<b>Health &amp; Social Care</b> Applied A-level (double)*	Study support
	<b>Construction</b> BTEC	<b>ICT</b> Cambridge Diploma (double)*	<b>ICT</b> Cambridge Introductory Dip. (single)	<i>Please note, if you are <b>not</b> working            towards a GCSE re-sit in English or            maths, you will be placed in a study            support group.</i>
	<b>Dance</b>	<b>Public Service</b> BTEC (single)	<b>Sport</b> BTEC (double)*	
	-	<b>Sport</b> BTEC (single)	-	
<b>ELECTIVE PATHWAY</b>  44pts+ B grades or better at GCSE  Choose one subject from <i>each</i> block A - D.  You can choose <i>any</i> subject provided you meet the specific entry criteria. Check on-line for details.	<b>Biology</b>	<b>Biology</b>	<b>Economics</b>	<b>Art</b>
	<b>Chemistry</b>	<b>Chemistry</b>	<b>English literature</b>	<b>Computer Science</b>
	<b>Economics</b>	<b>English literature</b>	<b>History</b>	<b>English language</b>
	<b>Engineering</b> Technical Level	<b>German</b>	<b>Maths</b>	<b>Further maths</b>
	<b>English language</b>	<b>Graphics</b>	<b>Media Studies</b>	<b>Geography</b>
	<b>French</b>	<b>Maths</b>	<b>Music</b>	<b>ICT</b>
	<b>History</b>	<b>Media Studies</b>	<b>Photography</b>	<b>Maths</b>
	<b>Maths</b>	<b>PE</b>	<b>Physics</b>	<b>Psychology</b>
	<b>Psychology</b>	<b>Politics</b>	<b>Psychology</b>	<b>RE</b>
	<b>Sociology</b>	<b>Product design</b>	<b>RE</b>	<b>Sociology</b>
	<b>Textiles</b>	<b>Psychology</b>	<b>Spanish</b>	-

# New blocking structure

BLOCK	A	B	C	D
<b>GUIDED PATHWAY</b> 37-43pts mostly C grades at GCSE  Choose one subject from <i>each</i> block A - D.  You <i>must</i> select from the shaded subjects.	<b>Applied Science</b> BTEC (single)	<b>Business</b> BTEC (double)*	<b>Applied Science</b> BTEC (double)*	<b>GCSE English re-sit<sup>B</sup></b>
	<b>Art BTEC (single)</b> incorporating Textiles, Art, Photography	<b>Drama</b>	<b>Business</b> BTEC (single)	<b>GCSE Maths re-sit<sup>B</sup></b>
	<b>Business</b> BTEC (single)	<b>Health &amp; Social Care</b> Applied A-level (single)	<b>Health &amp; Social Care</b> Applied A-level (double)*	<b>Study support</b>
	<b>Construction</b> BTEC	<b>ICT</b> Cambridge Diploma (double)*	<b>ICT</b> Cambridge Introductory Dip. (single)	<i><sup>B</sup>Please note, if you are <b>not</b> working            towards a GCSE re-sit in English or            maths, you <b>will</b> be placed in a study            support group.</i>
	<b>Dance</b>	<b>Public Service</b> BTEC (single)	<b>Sport</b> BTEC (double)*	
	-	<b>Sport</b> BTEC (single)	-	

If you are on the guided pathway you will have to choose one subject from EACH block (A, B, C and D) from the subjects listed in the shaded boxes.

# New blocking structure

BLOCK	A	B
<b>GUIDED PATHWAY</b> 37-43pts mostly C grades at GCSE  Choose one subject from <i>each</i> block A - D.  You <i>must</i> select from the shaded subjects.	<b>Applied Science</b> BTEC (single)	<b>Business</b> BTEC (double)*
	<b>Art BTEC (single)</b> incorporating Textiles, Art, Photography	<b>Drama</b>
	<b>Business</b> BTEC (single)	<b>Health &amp; Social Care</b> Applied A-level (single)
	<b>Construction</b> BTEC	<b>ICT</b> Cambridge Diploma (double)*
	<b>Dance</b>	<b>Public Service</b> BTEC (single)
	-	<b>Sport</b> BTEC (single)
<b>ELECTIVE PATHWAY</b>  44pts+ B grades or better at GCSE  Choose one subject from <i>each</i> block A - D.  You can choose <i>any</i> subject provided you meet the specific entry criteria. Check on-line for details.	<b>Biology</b>	<b>Chemistry</b>
	<b>Chemistry</b>	<b>English literature</b>
	<b>Economics</b>	<b>German</b>
	<b>Engineering</b> Technical Level	<b>Graphics</b>
	<b>English language</b>	<b>Maths</b>
	<b>French</b>	<b>Media Studies</b>
	<b>History</b>	<b>PE</b>
	<b>Maths</b>	<b>Politics</b>
	<b>Psychology</b>	<b>Product design</b>
	<b>Sociology</b>	<b>Psychology</b>
	<b>Textiles</b>	

On the *elective* pathway you will be able to select any subject from **EACH** block - provided, of course, you meet the subject specific entry criteria.

# Choosing courses, factors to consider

What you want to do upon leaving sixth form

Subjects YOU enjoy AND wish to study in depth

What if you are unsure?

Sources of information

# What you want to do upon leaving sixth form.

## UNIVERSITY ENTRANCE

Subject/grade requirements

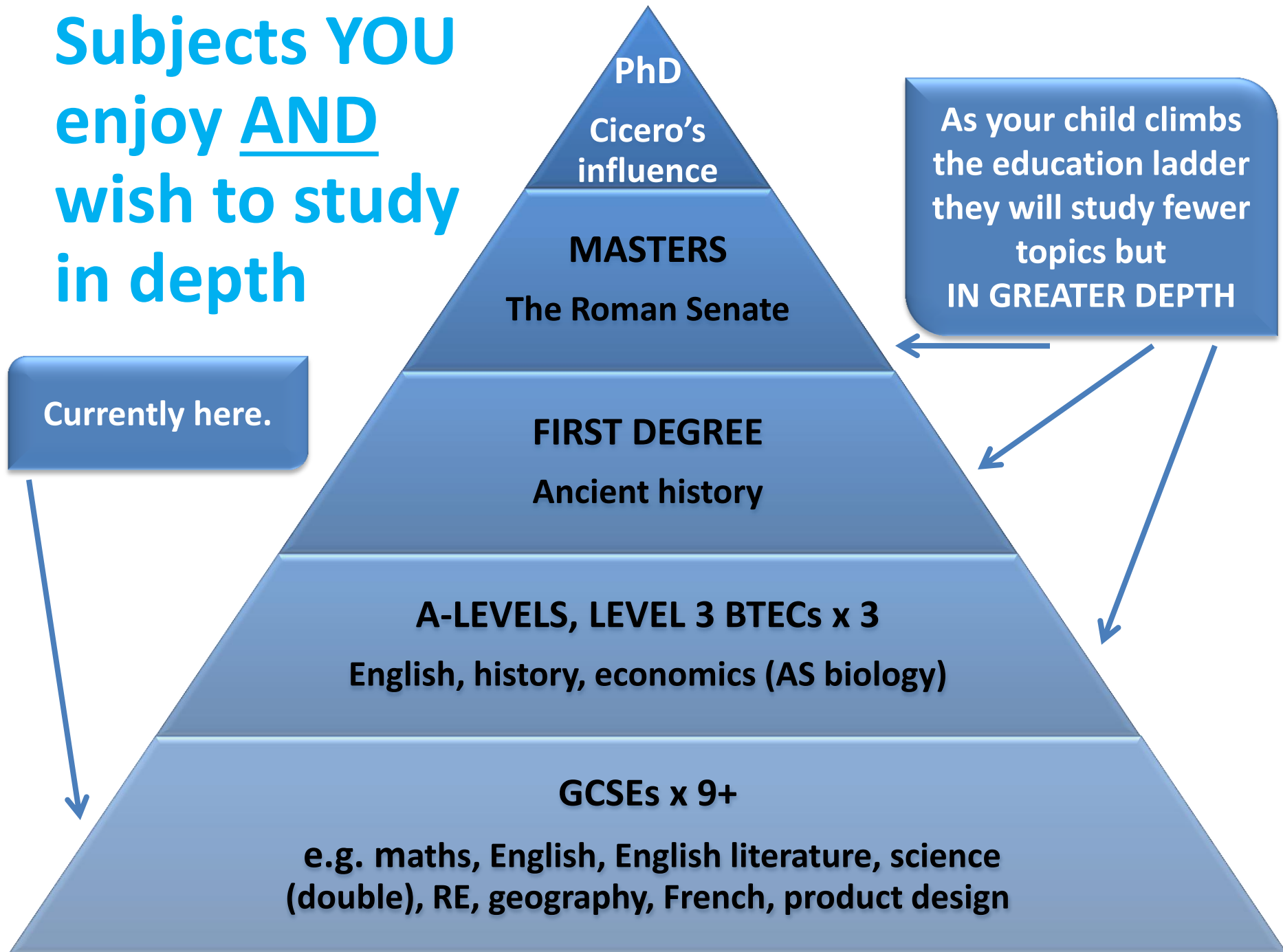
- **MEDICINE**
  - Physics, Chemistry, Maths – A\*AA
- **SOCIAL WORK**
  - Sociology, Health & Soc Care – CCC
- **LAW**
  - History, English, Economics – AAB

## CAREER SPECIFIC

Subject/grade requirements

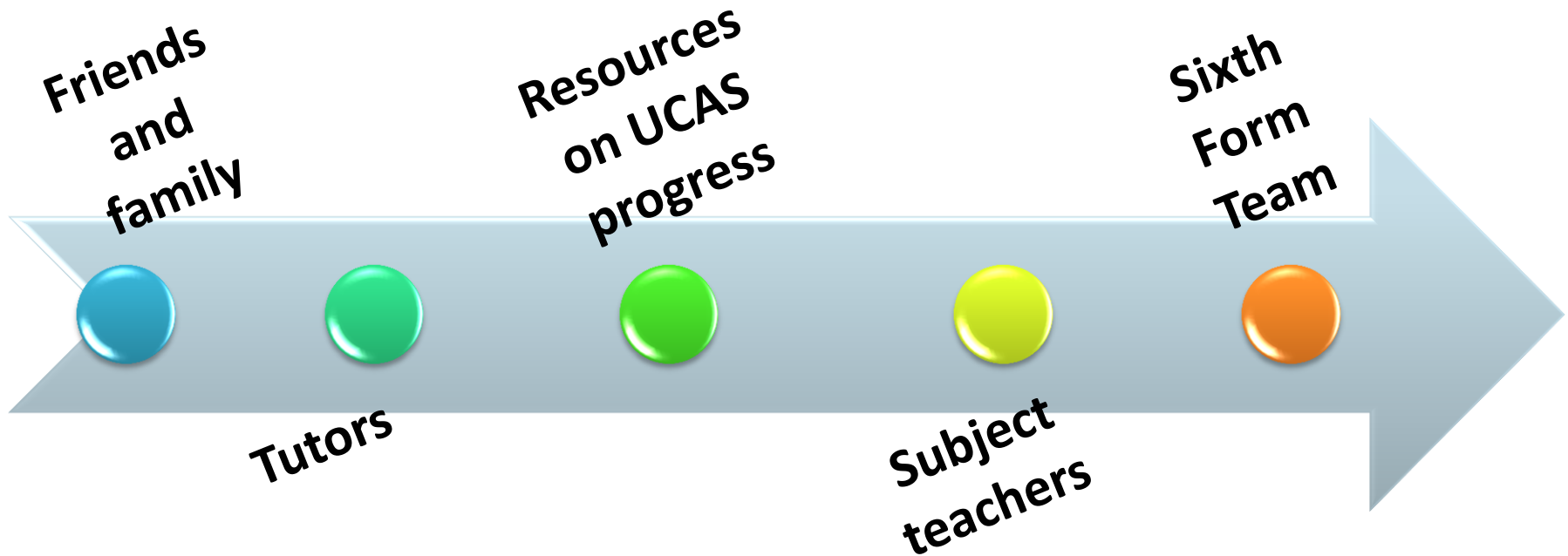
- **POLICE**
  - Sociology, Phys Ed. Geography – not specified
- **ACCOUNTANCY**
  - Maths, Bus Studies, IT - BBB
- **TRAVEL AGENTS**
  - Travel & Tourism, Media – not specified

**Subjects YOU  
enjoy AND  
wish to study  
in depth**



# What if you are unsure?

## Ask for help



Try “pairing” subjects:  
some combinations work better than others

How not to work it ...

- Chemistry
- Dance
- French
- Construction



**These 4 subjects have  
little similarity  
/overlap**

**What links are there  
between dance and  
construction?**

**French and chemistry  
is not an obvious  
combination either.**

Try “pairing” subjects:  
some combinations work better than others

**These 4 subjects have  
strong links.  
Physics and maths  
work well.  
Economics and history  
support one another.  
Maths and economics  
combine well too.**

A better way forward?

- Physics
- Maths
- Economics
- History



Applying to TDA6

UCAS

Progress

[www.ucasprogress.com](http://www.ucasprogress.com)

16-18 Choices

Undergraduate

Conservatoires

Teacher Training

Postgraduate

Not sure




Getting started

Find career ideas

Search and apply

Help and support



Cust

October - Read more



The bit we are  
interested in today –  
search and apply.



### 1. Getting started

[What are my options?](#)[Qualifications you can take](#)[Apprenticeships](#)[Traineeships](#)[Step-by-step guide](#)

### 2. Find career ideas

[Take the Buzz quiz](#)**Already know what you want to do?**

Tell us and we can give you some advice  
on how to get there

or

[Explore jobs](#)

### 3. Search and apply

[Search for courses](#)[Log in to UCAS Progress](#)[Applying](#)[Writing a personal statement](#)[Interview tips](#)

### 4. Help and support

[How to use UCAS Progress](#)[UCAS Progress FAQs](#)[Local information](#)[Parents and carers](#)[Teachers and advisers](#)

Key dates

**30**  
SEP**2015 applications close**

30 Sep 2015



Latest news

**Studying after 16: Roua Sami**

30 Jul 2015



UCAS blogs

**Explore jobs with UCAS Progress**

By UCAS in UCAS advice

3 Sep 2015

**Next event:** There are no upcoming events for this section. - [More events](#)



Teacher Training

Postgraduate

Not sure



Every school, college and apprenticeship opportunity in Peterborough (and Stamford) is using this application system.

When you are ready, you will need to click on "Log in".

Choosing where to study or train

How to use UCAS Progress

Interview tips

Qualifications you can take

Writing a personal statement

Apprenticeships

Traineeships

With over 20,000 courses from more than 9,000 providers, there are many opportunities for those interested in post-16 education or training.

If the college, school or training provider which runs the course you're interested in is registered with UCAS Progress, you can apply to them directly through our service.



**Next event:** There are no upcoming events for this section. - [More events](#)



Customer Experience Centre not available 12:00 - 18:00 (UK time) on Friday 2 October - [Read more](#)



[Home](#) > [After GCSEs](#) > [Log in to a UCAS service](#)

## Log in to a UCAS service

There are different types of application that you can log in to – it depends on which route you are applying through. Make sure you choose the right one.

After GCSEs

Undergraduate

Conservatoires

Teacher Training

Postgraduate

Not sure



### Complete your application

Click log in and apply to complete your application.

[Log in to UCAS Progress](#)

### Find out more

- [Find a course](#)
- [Applying](#)
- [Writing a personal statement](#)

**Are you a teacher or an adviser?** Please go to the [UCAS Progress for advisers' log in](#)

**Click here.**



## Log on

Username

Password

[Forgotten your password?](#)[I don't have an account](#)

Enter your username and password to log in.

Logging in lets you save courses, fill out your profile information, make applications, track your progress and respond to offers. You should keep checking your applications to see if you have any messages or offers to reply to.

If you've forgotten your password or don't have an account yet, then click the links on the left.

**Complete this section  
using the registration  
details which the  
school will give you.**



This is your “landing” page where you can check the status of your application or start a new one.

[Search home](#)[Information hub](#)[Favourites](#)[Profile](#)[Applications](#)

## Applications

If you have any draft applications you should submit these as soon as possible. Make applications and reply to any offers or messages.

You should make sure that your applications are in the right preference order when you submit an application or accept an offer. You can do this by clicking on the “Change the order of your choices” button or the “Change” links below.

[Start a new application](#)[Change the order of your choices](#)[View closed applications](#)

Before you can apply you need to search for courses and add “favourites” to your profile.



## Search for courses now!

Where do you want to search?

**Optional:** How far away do you want to search?

☐ This area only ☒ 1 mile ☐ 5 ☐ 10 ☐ 20 ☐ 40 miles

**Optional:** Which learning provider do you want to study at?

If you know the name of a school, college, academy or work-based training provider enter it here, or leave it blank to search all providers

**Optional:** Which courses or subjects do you want to look at?

If you know the name of courses, subjects or other types of learning opportunities enter them here, or leave it blank to search all courses

Search

[Click here to view information and advice about choosing what to do and where to do it.](#)

[Click here to find out how to get your courses on UCAS Progress Search and the other marketing opportunities we offer.](#)

You must enter a location (town, city or postcode).

You can expand your search to up to 40 miles - this could be good if you're looking for a specific apprenticeship.

You may wish to enter a specific institution or course such as Thomas Deacon Academy, business.

## Search for courses now!

Where do you want to search?

**Optional:** How far away do you want to search?

☐ This area only ☐ 1 mile ☐ 5 ☐ 10 ☐ 20 ☒ 40 miles

**Optional:** Which learning provider do you want to study at?

If you know the name of a school, college, academy or work-based training provider enter it here, or leave it blank to search all providers

**Optional:** Which courses or subjects do you want to look at?

If you know the name of courses, subjects or other types of learning opportunities enter them here, or leave it blank to search all courses

Search

[Click here to view information and advice about choosing what to do and where to do it.](#)

[Click here to find out how to get your courses on UCAS Progress Search and the other marketing opportunities we offer.](#)

Find out what you  
should be doing now

inspired: research  
some

What are BTECs?

Be careful.  
If you leave the search  
options too broad...

# Search

Where do you want to search?

Peterborough

**Optional:** How far away do you want to search?

☐ This area only ☐ 1 mile ☐ 5 ☐ 10  
☐ 20 ☒ 40 miles

**Optional:** Which learning provider do you want to study at?

If you know the name of a school, college, academy or work-based training provider enter it here, or leave it blank to search all providers

e.g. Park School or Park College

**Optional:** Which courses or subjects do you want to look at?

If you know the name of courses, subjects or other types of learning opportunities enter them here, or leave it blank to search all courses

e.g. maths, plumbing, law, etc

Search

## Filter your results

### Provider types

- ☐ FE/Sixth form college (5854)
- ☐ Academy (3127)
- ☐ Independent school (498)
- ☐ School sixth form (4682)

Course results

Provider results

Map view

Top 1000 of 14231 results

### CIEH Level 2 Award in Health & Safety in the Workplace

at RSP Safety Services Ltd

Head Office - Peterborough  
0.1 miles from search location  
Start date: Throughout the year

Add to favourites

Other general qualification

### Disability and Equality Awareness

at RSP Safety Services Ltd

Head Office - Peterborough

Add to favourites

Other general qualification

... you may end up with  
too many possibilities -  
14,231!

Add to favourites

Other general qualification

Add to favourites

Other general qualification

### CIEH Level 2 Award in Manual Handling Principles and Practice

at RSP Safety Services Ltd

Head Office - Peterborough  
0.1 miles from search location  
Start date: Throughout the year

Add to favourites

Other general qualification


## Filter your results

### Provider types

- ☐ FE/Sixth form college (1157)
- ☒ **Academy (1171)**
- ☐ Independent school (80)
- ☐ School sixth form (1569)
- ☐ Special school (0)
- ☐ Training provider (372)
- ☐ Free school (18)
- ☐ Other (87)

### Course levels

- ☐ Unaccredited courses (1411)
- ☐ Entry levels (4)
- ☐ Level 1 (5)
- ☐ Level 2 (52)
- ☒ **Level 3 (1171)**
- ☐ Level 4 (0)
- ☐ Level 5 (0)
- ☐ Level 6 (0)



Of course, if you do,  
you can always narrow  
your search results by  
using the available  
filters



## Search

Where do you want to search?

**Optional:** How far away do you want to search?

☒ This area only ☐ 1 mile ☐ 5 ☐ 10  
☐ 20 ☐ 40 miles

**Optional:** Which learning provider do you want to study at?

If you know the name of a school, college, academy or work-based training provider enter it here, or leave it blank to search all providers

**Optional:** Which courses or subjects do you want to look at?

If you know the name of courses, subjects or other types of learning opportunities enter them here, or leave it blank to search all courses

Search

Filter your results

Course results

Provider results

Map view

Total results : 241

Product Design ☐ Graphics ☐ Resistant Materials

at Thomas Deacon Academy

Thomas Deacon Academy  
0 miles from search location  
Start date: Next September

Add to favourites

A level (AS/A2)

English Language AS/A2

at Thomas Deacon Academy

Thomas Deacon Academy  
0 miles from search location  
Start date: Next September

Add to favourites

Extended Project Qualification

at Thomas Deacon Academy

Thomas Deacon Academy  
0 miles from search location  
Start date: Next September

Spanish AS/A2

at Thomas Deacon Academy

Thomas Deacon Academy  
0 miles from search location  
Start date: Next September

From the search results  
page you can either  
check out all the  
available courses.

## Search

Where do you want to search?

**Optional:** How far away do you want to search?

☒ This area only ☐ 1 mile ☐ 5 ☐ 10  
☐ 20 ☐ 40 miles

**Optional:** Which learning provider do you want to study at?

If you know the name of a school, college, academy or work-based training provider enter

[Course results](#)[Provider results](#)[Map view](#)

Total results : 11

Thomas Deacon Academy

[View 35 relevant courses](#)

Thomas Deacon Academy  
miles from search location

Add to favourites



The Peter Jones Enterprise Academy

[View 1 relevant courses](#)

Add to favourites



College

es

ge (Park Crescent Campus)

Add to favourites



High School

s

School

Add to favourites

Or who all the local course providers are – there may be a number you have never heard of or thought of before.

# English Language AS/A2 at Thomas Deacon Academy

Add to favourites



Add this course to your favourites to apply.

## Course description

### AS

At AS, this specification enables candidates to explore the fundamental structures and functions of language, including writing, speech and conversation and how language functions in different social contexts.

Unit 1: Categorising Texts

Unit 2: Creating Texts

### A2

At A2, the specification explores the nature and functions of language, how its key components have developed under the influence of a variety of contextual factors and how these changes can be analysed and evaluated creatively.

Unit 3: Developing Language

Unit 4: Investigating Language

## Entry requirements

You will need to have achieved a B in English Language and a C or above in English Literature.

## How to apply

You can apply for this course through UCAS Progress. Add this course to your favourites to start making an application.

Last updated date: 17 March 2020

**If you like what you see  
you can then add this  
course to your favourites  
quickly and easily by  
clicking here.**

**Clicking on any course title  
should give you greater  
detail about the course  
content, assessment and  
entry requirements.**

# Welcome to Thomas Deacon Academy

TDA6 is part of the Thomas Deacon Academy family; including the main academy and TDAJ (our Junior school). We aim to offer the best sixth form experience in Peterborough; one rooted in our core values of *Trust*, *Discipline* and *Aspiration*. In August we enjoyed our best ever set of AS and A2 results – a great endorsement of our new Study Centre which also opened this year.

New for September 2016 is our innovative “pathways” curriculum:

**Elective Pathway:** Intended for students who achieve over “43 points” a mix of A and B grades or better (click here for details) and predominantly consists of traditional subjects and a-levels

**Guided Pathway:** Aimed at students who wish to study Level 3 qualifications and have attained between 37 and 43 “points” (mainly Cs and Bs – click here for details). This pathway has a good mixture of more contemporary subjects, applied courses and BTECs with a history of excellent results.

**2020 Pathway:** This pathway is for students who are not yet ready for Level 3 study. It aims to help them gain GCSE maths and English and then up to three further Level 2 (GCSE equivalent) qualifications.

You can find out more about TDA6 here.



Remove from favourites



Go to the Applications tab to make an application to this provider.



## Key information



<http://www.thomasdeaconacademy.co.uk>



[TDA6@thomasdeaconacademy.com](mailto:TDA6@thomasdeaconacademy.com)



[Ofsted](#)

Similarly, if you want to find out more about an institution click on its name. Again, this can be added to your favourites.

# How Progress works

## Search

**Search for courses now!**

- Where do you want to search?
- How far away do you want to search?  
☐ This area only ☐ 1 mile ☐ 5 miles ☐ 10 miles ☐ 20 miles ☐ 40 miles
- Which learning provider do you want to study at?
- Which courses or subjects do you want to look at?

Search for courses. Enter your Postcode into the Search box to begin looking for courses that suit you.

## Favourites

**Corus Adult Learning**

**Adult Numeracy**  
Corus Adult Learning Centre  
Start date: Next September

**ESOL Skills for Life**  
Corus Adult Learning Centre  
Start date: Next September

**Corus Adult**

**Adult Numeracy**  
Corus Adult Learning Centre  
Start date: Next September

**ESOL Skills for Life**  
Corus Adult Learning Centre  
Start date: Next September

Now you have found some courses that you want to apply for, add them to your favourites by using the 'Add to favourites' button.

Make sure you add all courses that you may want to apply for to your favourites.

## Profile

**Sections to keep up-to-date**

Contact details  Last updated: 27 August 2012

**Sections to complete before you apply**

Personal information ☐ Incomplete

Qualifications ☒ Complete

Work history ☒ Complete

Personal statement ☐ Incomplete

**Sections your provider will complete for you**

Reference ☒ Complete

You will need to complete your Profile before you apply as this becomes your application form. You can start completing the profile at any time and it is a good idea to do this as soon as possible so you are ready to make an application.

## Making an application

**Progress bar:** 1. Search, 2. Favourites, 3. Profile, 4. Applications

**Applications:**

- 1.
- 2.
- 3.
- 4.

Once you have completed your profile and saved courses to favourites, you are ready to start an application. Click on the applications tab on the homepage and select 'Start a new application'.

## Responding to offers

**3 Offered**

**BEST Ltd**

**Conditional offer**

You will receive an e-mail when anything changes with your application. You can accept as many offers as you would like, and we would recommend that you keep checking into UCAS Progress to see if you have any messages or to respond to offers.

Once you have searched and chosen some “favourites” you can double-check that you are happy with all the courses you have identified.

# Favourites



Once you have added the courses you want to apply for, go to the Applications tab and choose "Start a new application".

## Thomas Deacon Academy

Remove from favourites



### Cambridge Technical ICT

Thomas Deacon Academy  
Start date : Next September

Remove from favourites

Other general  
qualification

### English Language AS/A2

Thomas Deacon Academy  
Start date : Next September

Remove from favourites

A level (AS/A2)

### Politics AS/A2

Thomas Deacon Academy  
Start date : Next September

Remove from favourites

A level (AS/A2)

### Psychology AS/A2

Thomas Deacon Academy  
Start date : Next September

Remove from favourites

A level (AS/A2)

If you've changed your mind about a particular course or a whole institution you can "remove" them from your favourites list.

# How Progress works

## Search

**Search for courses now!**

- 1 Where do you want to search?  
[Postcode box]
- 2 How far away do you want to search?  
[Radius selection: 1 mile, 5 miles, 10 miles, 40 miles]
- 3 Which learning provider do you want to study at?  
[Provider name box]
- 4 Which courses or subjects do you want to look at?  
[Keywords box]

**Search**

Search for courses. Enter your Postcode into the Search box to begin looking for courses that suit you.

## Favourites

**Glasgow Adult Learning Centre**

**Adult Numeracy**  
Glasgow Adult Learning Centre  
Start date: Next September

**ESOL Skills for Life**  
Glasgow Adult Learning Centre  
Start date: Next September

**Add to favourites**

Now you have found some courses that you want to apply for, add them to your favourites by using the 'Add to favourites' button.

**Add to favourites**

Make sure you add all courses that you may want to apply for to your favourites.

## Profile

**Sections to keep up-to-date**

Contact details  
Last updated: 27 August 2012

**Sections to complete before you apply**

Personal information Incomplete  
Qualifications Complete  
Work history Complete  
Personal statement Incomplete

**Sections your provider will complete for you**

Reference Complete

You will need to complete your Profile before you apply as this becomes your application form. You can start completing the profile at any time and it is a good idea to do this as soon as possible so you are ready to make an application.

## Making an application

**1 Search** → **2 Favourites** → **3 Profile** → **4 Applications**

**Start a new application**

Once you have completed your profile and saved your courses to favourites, you are ready to start an application. Click on the applications tab on the homepage and select 'Start a new application'.

**Start a new application**

## Responding to offers

**3 Offered**

**BEST Ltd**


**Conditional offer**

**View**

You will receive an e-mail when anything changes with your application. You can accept as many offers as you would like, and we would recommend that you keep checking into UCAS Progress to see if you have any messages or to respond to offers.

**Once you have your final set of “favourites” you can then begin the next stage - creating a profile.**

# Summary

 This profile is where you enter information to be included as part of your applications.

How it works:


- You can enter and save information in each section using the tabs (Personal information, Qualifications etc.).
- When you have finished working on each section save it or mark it as complete at the bottom of the page.
- Complete as much information as possible within each section and ask teachers or advisers for help if you are unsure of what is needed.



View the entire profile


## Sections to keep up-to-date

Contact details

 Incomplete

## Sections to complete before you apply

Personal information

 Incomplete

Qualifications

 Complete

Work history

 Complete

Personal statement

 Incomplete

The summary tab gives you an over view of all the complete (and incomplete) parts of your profile and is a useful reminder of what you still need to do.

## Personal information

### **i** Things to remember:

- When you have finished working on this page click the save or complete button at the bottom of the page.
- Check that the information you enter is correct.
- Some details have already been added, if any are wrong contact your teacher or adviser.

### Name and details

First name

First name is also known as forename or given name

Last name

Last name is also known as surname or family name

Date of birth

1  Oct  2000

This field is required \*

Gender

- ☐ Female  
☒ Male  
☐ Not known  
☐ Not specified

National insurance number

e.g. QQ123456A.  
If you have not received a national insurance number, please

**You need to work along the tabs at the top.**

**The good news is that you only need to do this once - your same details can be used to apply to a number of places.**

**IMPORTANT – don't forget to “save” each section at the bottom of the page.**

[Summary](#)[Personal information](#)[Qualifications](#)[Work history](#)[Personal statement](#)[Contact details](#)[Reference](#)

## Qualifications

**I'm not taking any qualifications**

If you want to add a qualification please click the button below

Add a qualification

**Adding qualifications is easy.**

[Summary](#)[Personal information](#)[Qualifications](#)[Work history](#)[Personal statement](#)[Contact details](#)[Reference](#)

## Qualifications

Add qualification

Qualification type

Subject

If you can not find the subject you are studying in the list provided please enter the subject in to the box below

Completion date

Month

Year

Predicted grade

If you are currently studying this qualification, please enter the grade you expect to achieve on completion. If you are unsure of your predicted grade, please ask your teacher or tutor. If you can not find the grade in the list provided, please enter the grade in the box below

Actual grade

If you have already completed this qualification, please enter the grade achieved. If you can not find the grade in the list provided, please enter the grade in the box below

Save

Save and add another qualification

Cancel

Use the drop down menus.

Your completion date will be August 2016.

Your predicted grades should already be entered by us – you won't be able to change them.

Summary

Personal information

Qualifications

Work history

Personal statement

## Work history



Your work history can include any part time jobs, voluntary positions or work experience placements. This information helps institutions to understand all your skills and experiences that you will have gained.

When completing this section you may wish to think about how the skills and experiences you may have developed will support you on the course or profession you may apply for.

**Fairly self-explanatory.  
May be especially  
important for those  
applying for  
apprenticeships.**

Employer

Please enter the name of the company or organisation

Position/Job title

Please enter the role or job title of the position held or currently holding

Start date

Month

Year

Please enter the date you started working for this employer

End date

Month

Year

☒ Still employed

Please enter the date you finished working or leave the box checked if you are still working for this employer

Type of work

☐ Part time

☐ Full time

☐ Work experience

# Applications for 2016 open

Find out more

## 1. Getting started

What are my options?

Qualifications you can take

Apprenticeships

[Traineeships](#)

Step-by-step guide

## 2. Find career ideas

Take the Buzz quiz

**Already know what you want to do?**

Enter a partial job title

Tell us and we can give you some advice on how to get there

or

[Explore jobs](#)

## 3. Search and apply

Search for courses

Log in to UCAS Progress

[Applying](#)

[Writing a personal statement](#)

[Interview tips](#)

## 4. Help and support

[How to use UCAS Progress](#)

[UCAS Progress FAQs](#)

[Local information](#)

[Parents and carers](#)

[Teachers and advisers](#)

## Key dates

30  
SEP

**2015 applications close**  
30 Sep 2015

## Latest news

**Studying after 16: Roua Sami**  
30 Jul 2015

## UCAS blogs

**Explore jobs with UCAS Progress**  
By UCAS in UCAS advice


3 Sep 2015

If you get a bit stuck or are unsure what something means or what you need to do next, return to the first “landing” page and click on “Applying”.

- Then when all's done and you're ready, you can submit your application online.

## Eight steps to applying

- + Step 1 – searching for courses and providers
- + Step 2 – saving courses to your favourites page
- + Step 3 – completing your profile
- + Step 4 – making an application
- + Step 5 – course preferencing
- + Step 6 – application in progress
- + Step 7 – offer preferencing
- + Step 8 – receiving offers and making choices



## What happens next?

After you've submitted your application, the school, college, or training provider will receive it.

- They might respond to you through UCAS Progress, so check your messages.
- They might invite you to an interview, taster day, or meeting.
- Make sure you keep your email address up-to-date so you can receive information about your application.

**You can expand each section  
in order to find out more.**

# Applications

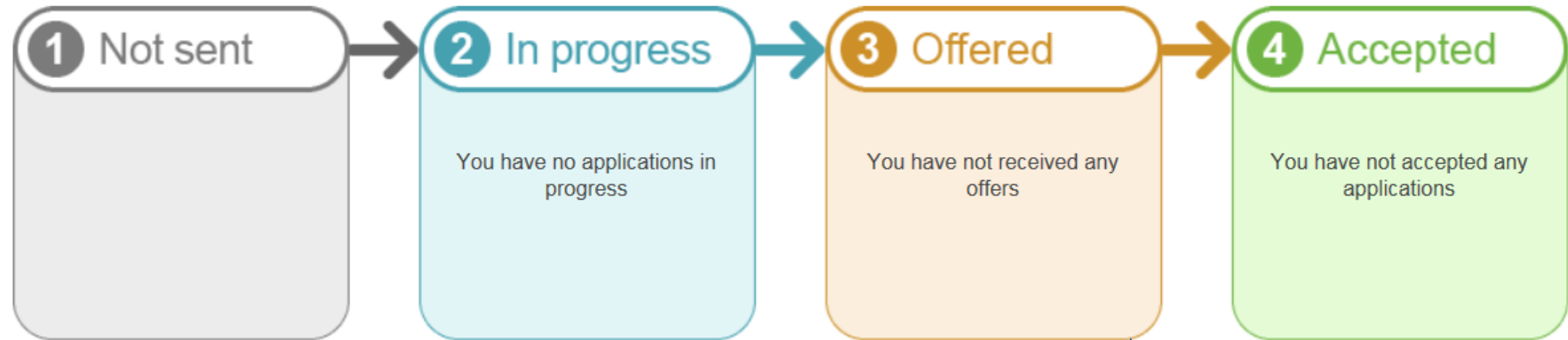
If you have any draft applications you should submit these as soon as possible. Make sure you come back and check your applications and reply to any offers or messages.

You should make sure that your applications are in the right preference order when you submit an application or accept an offer. You can do this by clicking on the "Change the order of your choices" button or the "Change" links below.

[Start a new application](#)

[Change the order of your choices](#)

[View closed applications](#)



**When you have completed your profile you should be able to click send to submit your application.**

# Key Dates

<b>1<sup>st</sup> Oct</b>	<b>TDA6 Launch in PD and UCAS Progress goes “live”</b>
<b>14<sup>th</sup> Oct</b>	<b>Open Evening</b>
<b>4<sup>th</sup> Nov</b>	<b>Carousel taster day - sessions for subjects at TDA</b>
<b>30<sup>th</sup> Nov</b>	<b>APPLICATION DEADLINE</b>
<b>Dec/Jan</b>	<b>Initial interviews with achievement co-ordinators or 6<sup>th</sup> form team - offer letters sent out</b>
<b>25<sup>th</sup> Aug</b>	<b>GCSE results day – grades to be submitted by 4.00pm</b>
<b>Aug/Sept</b>	<b>Timetabled interviews (where required) after confirmation of results</b>